




ALL-IN-ONE PORTABLE & RECHARGEABLE SOLAR POWER PACK



USER MANUAL

Model: RSN-BX007

Please read these instructions carefully
and keep for future reference

CONTENT

IMPORTANT SAFETY INSTRUCTION.....	3
INTRODUCTION.....	4
WHAT'S IN THE BOX?	4
PRODUCT DIAGRAM	5
CHARGING / DISCHARGING INTERFACE	5
FEATURES	6
SPECIFICATION	6
OPERATION INSTRUCTION	7
CHARGING YOUR RISEN	8
POWERING / CHARGING YOUR DEVICES	9
LED LIGHT	10
MAINTENANCE AND CARE	10
CAUTIONS	10
WARRANTY INFORMATION	11

IMPORTANT SAFETY INSTRUCTION

RISK OF ELECTRIC SHOCK, DO NOT REMOVE THE COVER.

To reduce the risk of electric shock, do not remove the cover. No user serviceable parts inside this unit. Refer servicing to a qualified technician.



The lightning flash with the arrowhead symbol, within an equilateral triangle, is intended to alert the user to the presence of un-insulated 'dangerous voltage' within the products in-closure, that may be of sufficient magnitude to constitute a risk of electric shock.



The exclamation point within an equilateral triangle, is intended to alert the user to the presence of important operating and maintenance (servicing) instruction in the literature accompanying the appliance.

CAUTION: always read and observe all warnings and instructions given in the instruction manual and those marked on the unit.

Read these instructions carefully and keep them in a safe place.

Do not use this appliance near water.

Clean only with a soft dry cloth.

Only use attachments/accessories specified by the manufacturer.

Unplug this unit during lightning storms or when not in use.

Refer all servicing to a qualified service personnel. Servicing is required when the appliance is damaged in anyway.

No object filled with liquids such as vases shall be placed on the appliance.

Do not place naked flame sources such as candles on the appliance.

Make sure all electrical connections are properly made in accordance with the manufacturer's instructions. Switch off and unplug from the mains before changing any connections.

Make sure the mains cord is routed so that it is not likely to be walked on, or subjected to water and heat. Should the power cord need replacing, it must be replaced with a cord of the same type by a qualified technician.

Do not obstruct the vents with such things as newspapers, table cloths, curtains and so on.

Do not operate the appliance if you are in doubt about it working normally, or if it is damaged in any way. Make sure there is adequate ventilation space around the appliance, at least 10 cm at the sides and on the top.

Always unplug from the mains when not in use.

The mains plug should not be obstructed and remain readily accessible during intended use.

The rating markings are located on the base of the unit.

Do not place this equipment in a confined or building-in space such as a book case or similar unit, and remain a well ventilation conditions. The ventilation should not be impeded by covering the ventilation openings with items such as newspaper, table-clothes curtains etc.

WARNING: Please refer the information on exterior bottom enclosure for electrical and safety information before installing or operating the apparatus.

WARNING: While charging/discharging with power cords, do not expose this apparatus to rain or moisture. The apparatus shall not be exposed to dripping or splashing and that objects filled with liquids, such as vases, shall not be placed on apparatus.

WARNING: The battery (battery or batteries or battery pack) shall not be exposed to excessive heat such as direct sunshine, fire or the like.

WARNING: The mains switch is used as the disconnect device, so the disconnect device shall remain readily operable.

INTRODUCTION

Congratulations on purchase of RISEN the All-In-One Portable & Rechargeable Solar Power Pack. The RISEN combines leading-edge technology in mono-crystalline photovoltaic and electronics into one portable device to provide you with the best that technology has to offer for your portable charging needs.

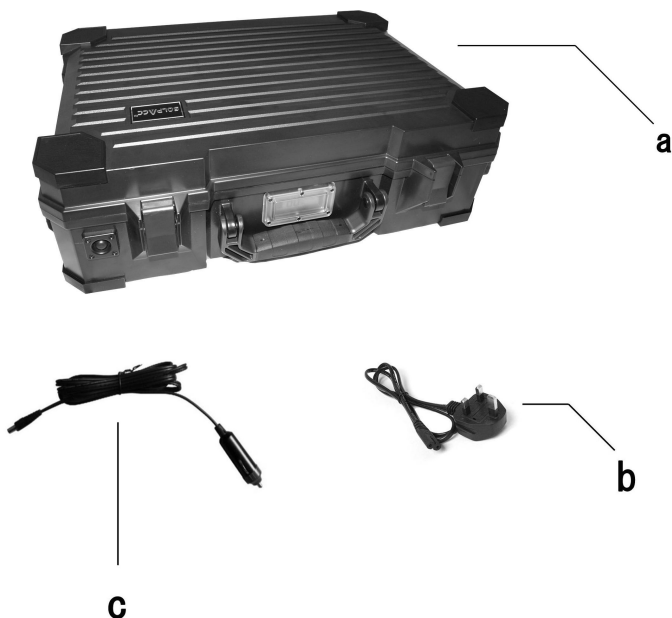
- Please read the User's Guide prior to using your RISEN.
- Failure to follow the instructions can result in irreparable damage to the device.
- Please keep this User's Guide for future reference.

WHAT'S IN THE BOX?

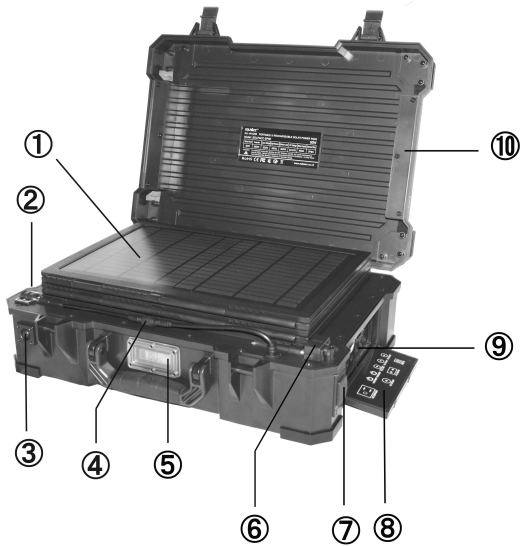
a - RISEN - Solar Power Pack

b - AC 220V charging cable

c - DC 12V charging cable




PRODUCT DIAGRAM



- ① Solar panels
- ② 3W LED bulb
- ③ 3W LED ON/OFF switch
- ④ Solar panel connector
- ⑤ LCD screen
- ⑥ Hinge guard
- ⑦ Master switch
- ⑧ Waterproof safety door
- ⑨ Charging & Discharging interface
- ⑩ Weatherproof rugged construction

CHARGING / DISCHARGING INTERFACE

- Ⓐ AC 220V OUTPUT
- Ⓑ DC 12V CAR SOCKET
- Ⓒ AC 220V INPUT
- Ⓓ DC 5V USB
- Ⓔ DC 12V OUTPUT (5.5X2.1mm)
- Ⓕ DC 12V OUTPUT (5.5X2.1mm)
- Ⓖ DC 12V~23V INPUT
- Ⓗ DC ON/OFF
- Ⓘ AC ON/OFF



FEATURES

Self-contained portable & rechargeable solar power pack for travel, outdoor activities and emergency/disaster preparedness.

Folding up to a briefcase size with lightweight & self-contained with impact-resistance & IP65 waterproof design, the RISEN is a rugged portable & rechargeable solar power source that can convert virtually unlimited supply of solar energy to power all modern technologies and also provided power storage for later use when needed.

AC & DC outputs for powering/charging multiple devices up to 350W, such as small appliances, lamps, electric fans or TV, 12V car electronics, laptops, tablets, cell phones & other portable gadgets simultaneously.

Charging the built-in 32/48Ah Lithium Polymer battery indoor or outdoor from:

- 5 x 10 watt mono-crystalline solar panels
- AC 220V wall socket using power cord included
- DC 12V car cigarette lighter socket using power cord included
- Additional external solar panels not included

Ingress Protection rating IP65 meaning totally protected against dust ingress and protected against low pressure water jets from any direction. Limited ingress permitted.

Universal AC 220V socket that accepts British, NEMA USA, European plug and Australian power plugs.

Built-in super-bright 3 watt white LED bulb with 2 selectable modes, flashlight or SOS beacon light.









Back-lit LCD display with battery strength, input, output and operation status indicators.

SPECIFICATION

Model No.	RSN-BX007
Waterproof	IP65
Solar panels (Mono-crystalline)	5 x 10W 16V
Inverter (Pure Sine Wave)	350W AC 220V
Battery (Lithium Polymer)	12V 32Ah/48Ah
Controller	12V 8A
LED	3W Lighting with SOS feature
Outputs	Universal AC 220V - 1 pc DC 12V (5.5X2.1mm) - 2 pcs DC 12V car socket - 1pc DC 5V/2A USB - 2 pcs
Inputs	AC 220V - 1 pc DC 12-23V/4A - 1 pc
Dimensions	452*347*137mm
Weight	9.5/10.8kg

OPERATION INSTRUCTION

RISEN features a blue back-lit LCD status indicator.

LCD Display	Working state
	POWER OFF
	POWER ON
	AC OUTPUT ON
	DC OUTPUT ON
	AC&DC OUTPUT ON
	AC ERROR
	DC ERROR
	AC&DC ERROR

CHARGING YOUR RISEN

There are three ways to charge your RISEN.

SOLAR CHARGING

The RISEN can be charged by using the power of the Sun. Open your RISEN and for best results, place it in direct sunlight. The battery capacity on ④ LCD display will start going up. Make sure ① the solar panel can get as much sunlight as possible.

The ① solar panels can be detached from RISEN and placed further away if required. To do it first disconnect ⑤ Solar panel connector next release hinge by pulling ⑥ Hinge guard away from ① Solar panels and lift them up. Reconnect RISEN to ① Solar panels using 5m extension cable(NOT INCLUDED) for solar panels.

You can add additional solar panels (Max.100W) by connecting them through ④ DC 12V~23V INPUT connector and putting them under direct sunlight, to charge the RISEN faster (not included).

After the ④ LCD display shows the battery 100% full please close the RISEN and / or disconnect additional solar panels to protect the battery.

The 32/48Ah internal backup battery will take about 12/18 hours to fully charge.

In cloudy conditions, RISEN may take approximately 2 times longer to charge than the above mentioned times, but this is depending on the time of year, density of cloud etc.

If charging from behind the glass, it will increase the time needed to charge, sometimes up to three times longer than if outside.

AC CHARGING

The RISEN can be charged by any standard AC 220V wall outlet using the included (b) AC charging cable. Connect (b) charging cable to RISEN in to ③ the AC 220V INPUT and plug the other end into any standard AC wall outlet to begin charging. The battery capacity on ④ LCD display will start going up. After ④ the LCD display shows the battery 100% full disconnect the charging cable to protect the battery.

The 32/48Ah internal backup battery will take about 6/9 hours to fully charge.

DC CHARGING

The RISEN can be charged by car DC 12V cigarette socket using the included (c) DC charging cable.

Connect (c) charging cable to RISEN in to the ④ DC 12V~23V INPUT and plug the other end into DC 12V car cigarette socket to begin charging. The battery capacity on ④ LCD display will start going up. After the ④ LCD display shows the battery 100% full, disconnect the charging cable to protect the battery.

The 32/48Ah internal backup battery will take about 7 -12 / 10,5 - 18 hours to fully charge.

Approx. Charging Time

Approx. charging time Battery capacity Charging method	12V 32Ah	12V 48Ah
AC charging	6 hours	9 hours
DC charging	7-12 hours	10,5 - 18 hours
50W solar charging	12 + hours	18 + hours

POWERING / CHARGING YOUR DEVICES

Turn ⑥ the master switch ON.

To use AC press the ① AC ON/OFF button to turn it ON.

Connect AC 220V device to ④ AC 220V OUTPUT socket, make sure the load power is no bigger than 350W. Recommended continuous power load is 300W.

After finishing powering/charging, disconnect the device from the RISEN and press the ① AC ON/OFF button to turn off the AC power.

To use DC press the ② DC ON/OFF button to turn it ON.

Connect DC 12V device to ③ or ⑤ or ⑥ DC 12V OUTPUT socket, make sure the load power is no bigger than 60W.

After finishing powering/charging, disconnect the device from the RISEN and press the ② DC ON/OFF button to turn off the DC power.

⑦ The Universal USB power ports allows you to charge mobile devices such as iPod®, iPhone®, iPad®, Zune®, Samsung® and other devices which require special proprietary OEM cables. Simply connect your OEM USB cable to your device and to the RISEN as described in the steps above.

You can use AC & DC power at the same time, but make sure the load power does not exceeds the limits.

Sample Items RISEN with 48Ah Battery Can Power On a Full Charge

Sample Items	Power Load	Quantity	Cumulative Daily Working Hours	Daily Power Consumption	Continued Working days
CFL Bulb	15W	2	4	120Wh	4 Days
LED bulb	3W	4	4	48Wh	10 Days
LCD TV(28 inch)	60W	1	3	180Wh	2.7 Days
Laptop	60W	1	2	120Wh	4 Days
Inkjet printer	30W	1	0.5	15Wh	32 Days
Tablet	10W	1	6	60Wh	8 Days
Handheld console	6W	1	5	30Wh	16 Days
Radio	3W	1	6	18Wh	27 Days
Cell phone	2.5W	2	8	40Wh	12 Days
Hand vacuum	80W	1	2	160Wh	3 Days
Satellite Phone	12W	1	2	24Wh	20 Days
GPS	4W	1	4	16Wh	30 Days

Multiple Items Can Be Powered Simultaneously

LED LIGHT

The RISEN is equipped with a side-loaded ② LED light. It can be used as a torch, reading light, emergency backup light, for camping and more. Simply press the ③ LED switch to turn ON the light. Press it again to switch ON the SOS mode. By pressing it third time the LED light will be turned OFF.

When 32/48Ah battery fully charged, continues working time of LED light is approx. 106/160 hours.

Avoid direct eye contact with the LED light during operation. Prolonged exposure to a high-intensity light source may cause eye damage.

MAINTENANCE AND CARE

Do not use abrasive or volatile cleaning compounds.

For the best results, please ensure that the solar cell is free from any dust or debris that may impede direct sunlight exposure.

For long term storage, ensure the unit is placed in a cool dry indoor location.

Recharge your RISEN every 6 months when not in use.

CAUTIONS

Check the voltage of your device before connecting with RISEN.

Do not use any devices above 350W to prevent damage of the inverter.

Keep in a safe place free from dust, liquid and extreme temperatures.

Do not store and operate RISEN outside of the following temperature range: from -5°C to 45 °C.

Keep out of reach of small children.

When not in use, please disconnect from power sources.

Do not drop or apply excessive pressure to the solar panels.

Do not use sharp objects near the solar panels to avoid damage.

Do not attempt to repair the unit, always contact technical support if you experience any faults.



This unit contains a Li-Polymer 12V 32/48Ah battery.

Do not dispose of this product in your household waste. Contact your local authority for details of local recycling schemes. Batteries should not be disposed of in household waste.

Batteries should be taken to appropriate disposal points or alternatively contact your local authority for details on disposal schemes.

WARRANTY INFORMATION

Your RISEN is supplied with a 12 month warranty from the date of purchase against defects in material and workmanship under normal use and service. Should your RISEN prove defective within 1 year from the date of purchase, return the device product, freight prepaid along with a copy of the proof of purchase and an explanation of the claim to RISEN.

RISEN does not accept liability for any 3rd party damage how so ever caused or any costs associated with the return of faulty products.

Under this warranty RISEN will replace or repair any parts found to be defective due to manufacturers defect. This warranty extends only to personal use and does not extend to any product that has been used for commercial use, rental use, or use which is not intended. There are no warranties other than that expressly set forth herein. This warranty is not transferable.

RISEN is not responsible in any way for damages, losses, or inconveniences cost by equipment failure or by user negligence, abuse, or use in not accordance with the "User Manual" or any other additional safety, use, or warnings included in the product materials.

Further, RISEN is not liable for incidental, data loss, or consequential damages of any nature resulting from the use of this product and any liability shall not exceed the purchase price of the product.

These warranty conditions in no way affect your statutory rights.

Please visit www.flhsolar.cn

